

VAD

VARIABLE ANNULUS DESUPERHEATER



Copes-Vulcan has been providing control valves and desuperheaters for the power, process and nuclear industries since 1903. SPX provides a wide range of valves for the control of pressure, temperature and flow-induced noise in all types of power plants. Products include severe service and general service control valves, variable orifice desuperheaters, Raven™, trim and steam-conditioning valves and nuclear control valves, as well as custom designed specialty valves. Copes-Vulcan is recognized worldwide as a leader in valves for severe and critical service applications. Our strength lies in our ability to provide innovative valve solutions for our customers' application needs.

Finding innovative ways to help the world meet its ever growing demand for power is a key focus for SPX. SPX provides creative solutions that serve global energy markets in a myriad of ways. Our ideas are helping build more efficient power plants and renovate older existing facilities. SPX supplies a wide range of components - from air preheaters to filter systems for nuclear, coal-fired, combined cycle, solar, thermal and geothermal power plants.

With operations in over 35 countries, SPX has the global experience and regional presence, products and powerful ideas it takes to help our customers compete more effectively, and more efficiently deliver power to almost any part of the world.

VAD Variable Annulus Desuperheater

DESCRIPTION

The VAD is a cost effective, line size desuperheater. Produced from stock materials it is readily available to satisfy general desuperheating and gas cooling applications. Essentially a dynamically contoured, stainless steel spray head concentrically located within a short section of pipe (body). The pipe acts as the desuperheater's outer body and pressure boundary. It fits into the main vapor line via either line size flanged or butt weld end connections for easy installation.

FEATURES

- Temperature control to within 10°F (5°C) of saturation
- Horizontal or vertical installation
- High rangeability 15:1
- Coolant pressure need only be 7 psi (48 kPa) superior to vapor
- Self-regulating 360° coolant annulus for uniform distribution
- No spray nozzles to introduce blockage concerns
- Full atomization over entire operating range
- Minimal vapor side pressure drop
- No thermal liners required
- Butt weld or flanged to ANSI 150, 300, 600 or DIN PN10, 16, 40, 64, 100

STANDARD MATERIALS:

Body ASTM A106 Gr. B carbon steel, Spray head ASTM A312 TP316 stainless steel



Typical product applications

PRINCIPLE OF OPERATION

The approach contour of the spray head guides and accelerates the superheated vapor to a restricted area between the spray head and the inner wall of the pipe. This restricted area causes an increase in velocity accompanied by a slight reduction in pressure. The coolant is introduced at this point and undergoes an instant increase in velocity and simultaneous decrease in pressure that is instrumental in causing the coolant to vaporize into a micron thin layer which is stripped off the edge of the spray head by the high velocity vapor and propelled downstream. Stripping action by the accelerated vapor acts as a barrier preventing impingement of the vaporized coolant against the inner wall of the pipe.

The contoured shape of the downstream face of the spray head results in a vortex zone being created into which any unabsorbed coolant is drawn. Here it experiences a further reduction in pressure and an extremely turbulent flow regime inducing an additional evaporation mechanism.

The desuperheated vapor velocity then rapidly decreases and, due to the venturi principle, its pressure virtually returns to that upstream of the spray head.

As the coolant is introduced into the vapor at a low pressure zone, there is no requirement with this device for excessive superior pressure. Unlike other fixed area Venturi desuperheaters, the VAD's coolant injection annulus is infinitely variable. A self-regulating feature guarantees a full 360° circumferential introduction of coolant into the vapor stream even at low flow conditions.

The VAD Variable Annulus Desuperheater is available to satisfy general desuperheating and gas cooling applications

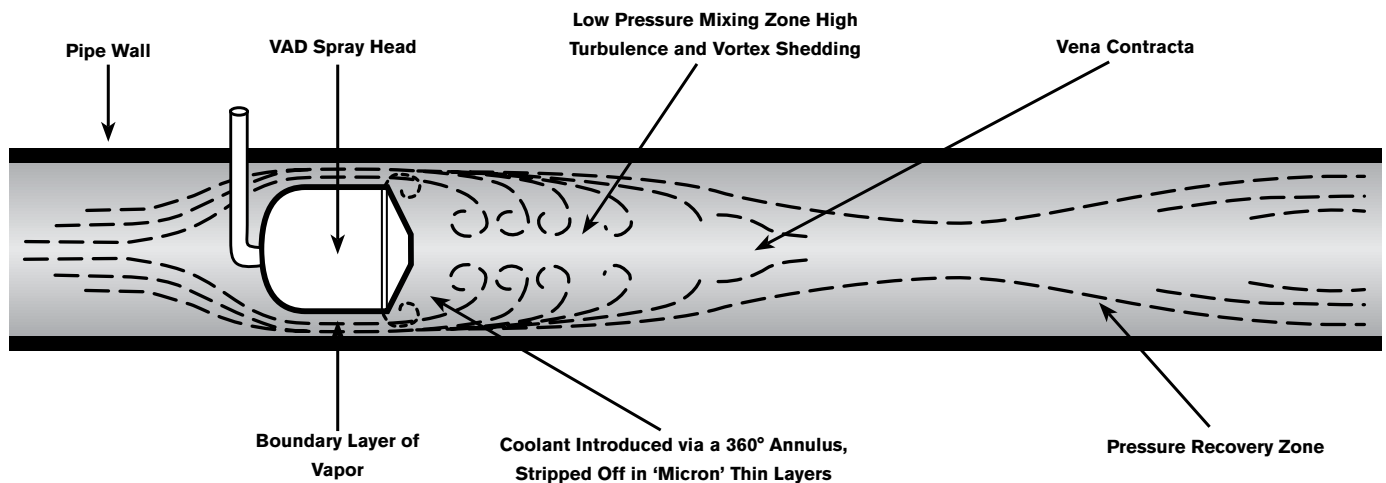
Chemical



Power



Pulp & Paper



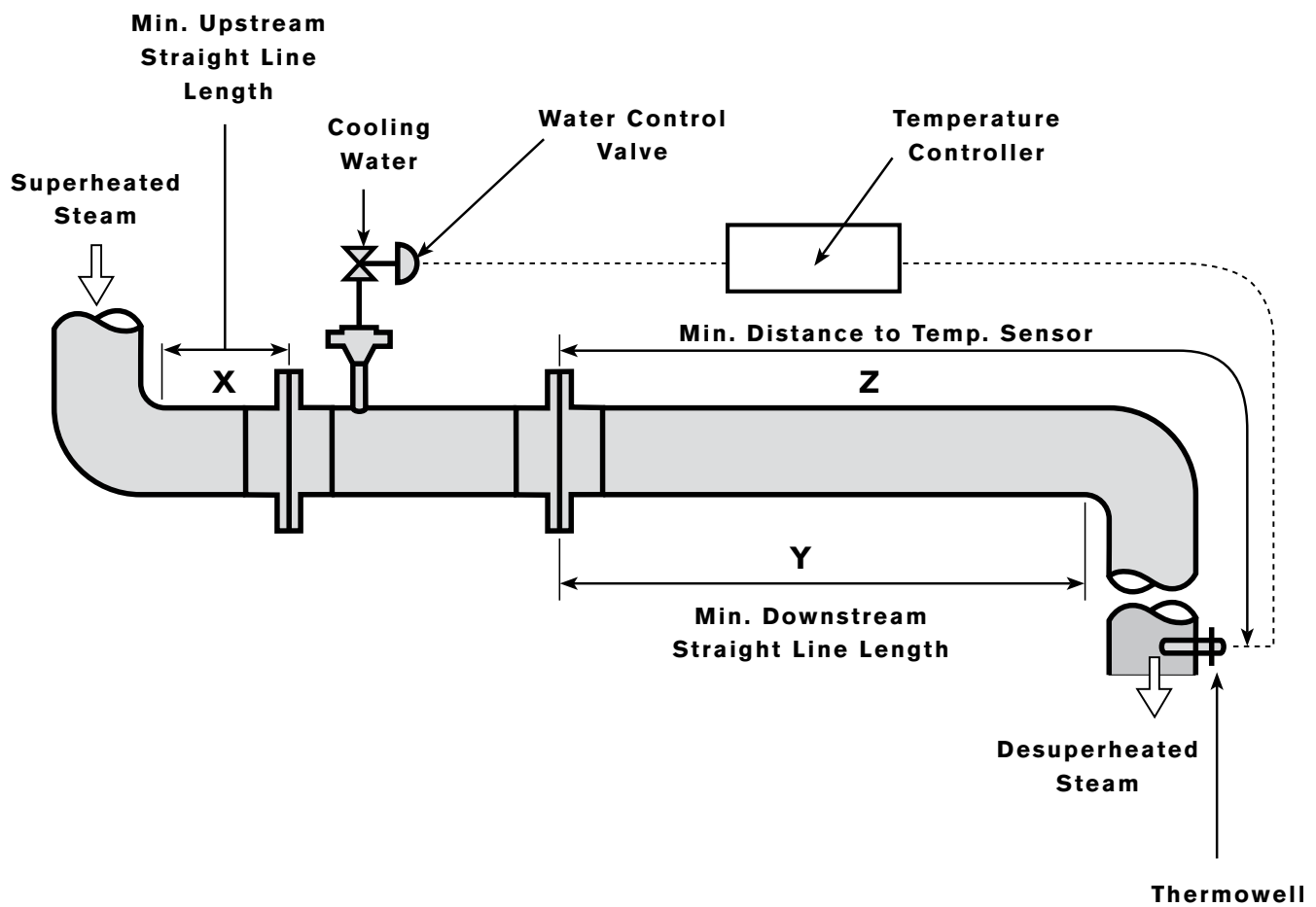
INSTALLATION AND OPERATION

The VAD can be installed in either horizontal or vertical lines. For straight pipe line lengths and distance to temperature sensing elements, refer to the typical installation diagram.

The coolant pressure needs to be only 7 psi (48 kPa) superior to the vapor line pressure. The coolant flow is regulated by the Copes-Vulcan performance matched control valve and can be fitted with our unique Cascade trim, specifically designed to meet the precise control and rangeability of desuperheating and gas cooling applications.

No thermal liners are required as the coolant is aspirated into the vapor stream rather than sprayed, and the high velocity vapor provides an effective thermal boundary layer to the pipe wall.

TYPICAL INSTALLATION



SIZE	MINIMUM UPSTREAM STRAIGHT LINE LENGTH (X)	MINIMUM DOWNSTREAM STRAIGHT LINE LENGTH (Y)	MINIMUM DISTANCE TO TEMPERATURE SENSOR (Z)
<u>1.00"</u> 25mm	<u>.75'</u> 0.2m	<u>10'</u> 3m	<u>20'</u> 6m
<u>1.25"</u> 32mm	<u>.75'</u> 0.2m	<u>10'</u> 3m	<u>20'</u> 6m
<u>1.50"</u> 40mm	<u>.75'</u> 0.2m	<u>10'</u> 3m	<u>20'</u> 6m
<u>2.00"</u> 50mm	<u>1'</u> 0.3m	<u>10'</u> 3m	<u>20'</u> 6m
<u>2.50"</u> 65mm	<u>1.5'</u> 0.4m	<u>10'</u> 3m	<u>20'</u> 6m
<u>3.00"</u> 80mm	<u>1.5'</u> 0.4m	<u>13'</u> 4m	<u>26'</u> 8m
<u>4.00"</u> 100mm	<u>1.75'</u> 0.5m	<u>13'</u> 4m	<u>26'</u> 8m
<u>5.00"</u> 125mm	<u>2.5'</u> 0.7m	<u>13'</u> 4m	<u>26'</u> 8m
<u>6.00"</u> 150mm	<u>2.75'</u> 0.8m	<u>13'</u> 4m	<u>26'</u> 8m
<u>8.00"</u> 200mm	<u>3.25'</u> 1.0m	<u>16.5'</u> 5m	<u>33'</u> 10m
<u>10.00"</u> 250mm	<u>4'</u> 1.2m	<u>16.5'</u> 5m	<u>33'</u> 10m
<u>12.00"</u> 300mm	<u>5'</u> 1.5m	<u>16.5'</u> 5m	<u>33'</u> 10m
<u>14.00"</u> 350mm	<u>6'</u> 1.8m	<u>16.5'</u> 5m	<u>33'</u> 10m
<u>16.00"</u> 400mm	<u>6.5'</u> 2.0m	<u>16.5'</u> 5m	<u>33'</u> 10m


WEIGHTS

Flanged

SIZE	LBS/KG		
	ANSI 150 PN10/PN16	ANSI 300 PN40/PN64	ANSI 600 PN100
1.00" 25mm	4 2	7 3	9 4
1.25" 32mm	7 3	9 4	11 5
1.50" 40mm	9 4	13 6	15 7
2.00" 50mm	13 6	18 8	20 9
2.50" 65mm	20 9	26 12	29 13
3.00" 80mm	26 12	37 17	42 19
4.00" 100mm	40 18	60 27	82 37
5.00" 125mm	51 23	79 36	135 61
6.00" 150mm	71 32	110 50	170 77
8.00" 200mm	132 60	187 85	276 125
10.00" 250mm	198 90	287 130	441 200
12.00" 300mm	298 135	397 180	551 250
14.00" 350mm	474 215	639 290	772 350
16.00" 400mm	662 300	860 390	1103 500

Butt Weld

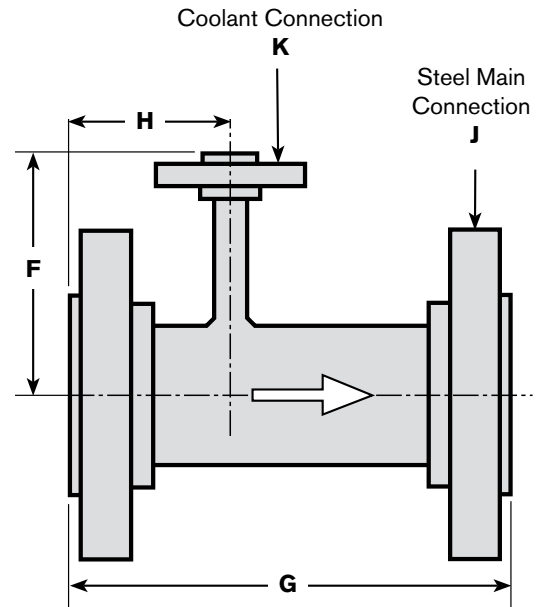
SIZE	LBS/KG
1.00" 25mm	1 0.4
1.25" 32mm	1 0.6
1.50" 40mm	2 1.0
2.00" 50mm	4 1.6
2.50" 65mm	6 2.5
3.00" 80mm	9 4.0
4.00" 100mm	13 6.0
5.00" 125mm	22 10.0
6.00" 150mm	35 16.0
8.00" 200mm	75 34.0
10.00" 250mm	119 54.0
12.00" 300mm	170 77.0
14.00" 350mm	309 140.0
16.00" 400mm	463 210.0



DIMENSIONS

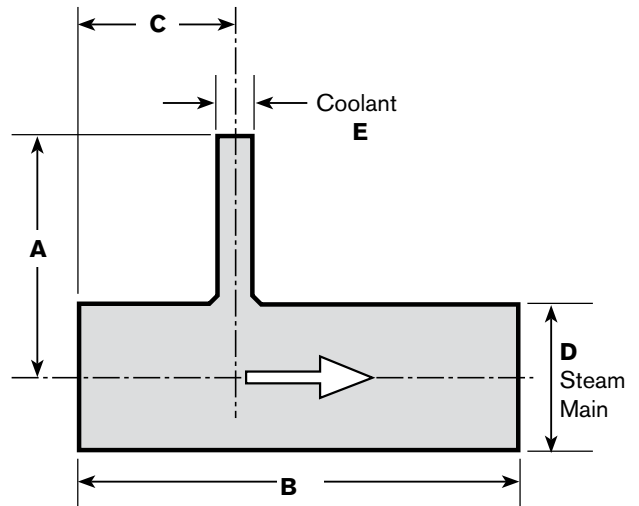
Flanged

SIZE	F	G	H	J FLANGE ANSI (IN) DN	K FLANGE ANSI (IN) DN
1.00" 25mm	3.00" 76mm	6.00" 152mm	2.50" 64mm	1.00" 25mm	1/8 NPT
1.25" 32mm	3.25" 83mm	6.00" 152mm	2.50" 64mm	1.25" 32mm	1/4 NPT
1.50" 40mm	3.69" 94mm	7.00" 178mm	3.50" 89mm	1.50" 40mm	3/8 NPT
2.00" 50mm	3.88" 99mm	8.00" 203mm	3.50" 89mm	2.00" 50mm	3/8 NPT
2.50" 65mm	4.00" 102mm	8.00" 203mm	3.50" 89mm	2.50" 65mm	3/8 NPT
3.00" 80mm	6.00" 152mm	10.00" 254mm	4.00" 102mm	3.00" 80mm	.5" 15mm
4.00" 100mm	7.50" 191mm	11.00" 279mm	5.00" 128mm	4.00" 100mm	.75" 20mm
5.00" 125mm	8.00" 203mm	13.00" 330mm	6.00" 153mm	5.00" 125mm	.75" 20mm
6.00" 150mm	9.00" 229mm	15.00" 381mm	6.00" 153mm	6.00" 150mm	1.00" 25mm
8.00" 200mm	10.00" 254mm	16.00" 406mm	6.00" 153mm	8.00" 200mm	1.00" 25mm
10.00" 250mm	13.00" 330mm	19.00" 483mm	8.00" 204mm	10.00" 250mm	1.50" 40mm
12.00" 300mm	14.00" 356mm	21.00" 533mm	8.50" 217mm	12.00" 300mm	1.50" 40mm
14.00" 350mm	16.00" 406mm	24.00" 610mm	9.00" 230mm	14.00" 350mm	1.50" 40mm
16.00" 400mm	17.00" 432mm	27.00" 686mm	10.00" 255mm	16.00" 400mm	1.50" 40mm



Butt Weld

SIZE	SCHED.	D		A	B	C	E	
		SIZE	SCHED.				SIZE	SCHED.
1.00" 25mm	40	3.00" 76mm		5.50" 140mm	2.25" 57mm	0.12" 6mm		40
1.25" 32mm	40	3.25" 83mm		5.50" 140mm	2.25" 57mm	0.25" 8mm		40
1.50" 40mm	40	3.69" 94mm		6.50" 165mm	3.25" 83mm	0.38" 10mm		40
2.00" 50mm	40	3.88" 99mm		7.50" 191mm	3.25" 83mm	0.38" 10mm		40
2.50" 65mm	40	4.00" 102mm		7.50" 191mm	3.25" 83mm	0.38" 10mm		40
3.00" 80mm	40	5.75" 146mm		9.50" 241mm	3.75" 96mm	0.50" 15mm		40
4.00" 100mm	40	7.25" 184mm		10.50" 267mm	4.75" 121mm	0.75" 20mm		40
5.00" 125mm	40	7.75" 197mm		12.50" 318mm	5.75" 147mm	0.75" 20mm		40
6.00" 150mm	40	8.75" 222mm		14.50" 368mm	5.75" 147mm	1.00" 25mm		40
8.00" 200mm	80	9.75" 248mm		15.00" 381mm	5.75" 147mm	1.00" 25mm		40
10.00" 250mm	80	12.75" 324mm		18.00" 457mm	7.50" 191mm	1.50" 40mm		40
12.00" 300mm	80	13.75" 349mm		19.50" 495mm	7.75" 198mm	1.50" 40mm		40
14.00" 350mm	80	15.75" 400mm		22.50" 572mm	8.25" 210mm	1.50" 40mm		40
16.00" 400mm	80	16.75" 425mm		25.50" 648mm	9.25" 236mm	1.50" 40mm		40



VAD

Variable Annulus
Desuperheater



Global locations

SPX FLOW TECHNOLOGY

5620 West Road
McKean, PA 16426
United States of America
+1 814 476 5800

SPX FLOW TECHNOLOGY

Road Two, Industrial Estate
Winsford, Cheshire CW7 3QL
England
+44 1606 552041

SPX FLOW TECHNOLOGY

25 International Business Park
#03-03/12 German Centre
Singapore 609916
+65 6264 4366

SPX FLOW TECHNOLOGY

6F Treasury Building
1568 Hua Shan Road
Shanghai 200052
PR China
+86 21 2208 5888

Based in Charlotte, North Carolina, SPX Corporation (NYSE: SPW) is a global Fortune 500 multi-industry manufacturing leader. For more information, please visit www.spx.com

SPX FLOW TECHNOLOGY

5620 West Rd.
McKean, PA 16426
P: (814)476-5800
F: (814)476-5854
E: cv@spx.com

SPX reserves the right to incorporate our latest design and material changes without notice or obligation.

Design features, materials of construction and dimensional data, as described in this bulletin, are provided for your information only and should not be relied upon unless confirmed in writing. Please contact your local sales representative for product availability in your region. For more information visit www.spx.com.

The green ">" is a trademark of SPX Corporation, Inc.

ISSUED 07/2012 CV-1162-US

COPYRIGHT © 2012 SPX Corporation