


Features

- State-of-the-art laser slotted metal section
- Mounts between standard ANSI Class 150 and 300 welding neck flanges, or equivalent with same bore diameter ♦
- No disk holder required
- Standard materials of construction: 316SS metal section(s), Teflon seal, Compressed fiber gaskets (Other materials available)
- Operating pressures to 50% of the disk's marked burst pressure
- Sizes 2" thru 36"
- Burst ratings 1 to 15 psig
- Temperature ratings to 500°F (260°C)
- Manufacturing range: all ARD Disks are supplied with 0% manufacturing range

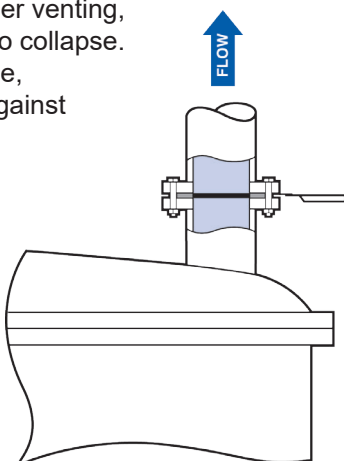


Options

- Burst Indication
- Teflon Gaskets

Storage Tank Protection

Storage tanks are made from relatively light gauge materials. This limits their ability to contain pressure and, if they are emptied without proper venting, makes them vulnerable to collapse. ARD Disks provide simple, inexpensive protection against either condition.

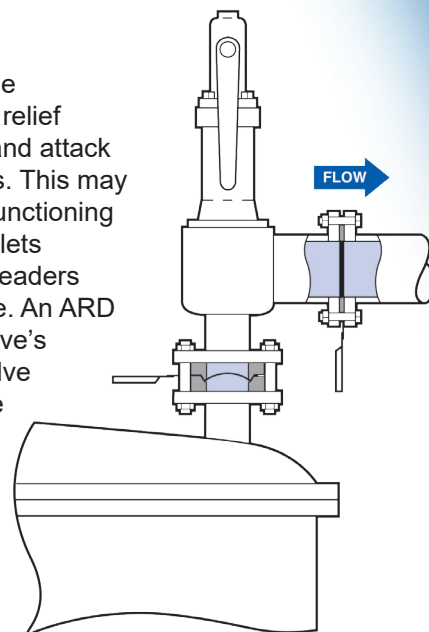


CAUTION

Disk size should be at least equal to the size of the flow inlet or outlet connection (whichever is greater) to the tank. Maximum rupture pressure should be no greater than the design pressure or vacuum (whichever is smaller) of the tank. Minimum rupture pressure should be at least double the maximum working pressure or vacuum (whichever is greater) to which the tank will be exposed.

Relief Valve Protection

Corrosive elements in the atmosphere can enter a relief valve through its outlet and attack the valve's working parts. This may prevent the valve from functioning properly. Valves with outlets connected to common headers are especially vulnerable. An ARD Disk mounted on the valve's outlet flange protects valve components from hostile environments. Consult ZOOK for guidance on applicable code issues related to this application.



CAUTION

Disk size should be the same as the outlet flange of the valve. Maximum rupture pressure should be no greater than the set pressure of the valve. Minimum rupture pressure should be at least double the maximum working pressure in the header.

ARD Series Specifications

Table 1 - ARD Series Disk Type Specifications

Disk Type	Materials of Construction	Function	Features	Nominal Thickness
ARD	Gasket/Seal/Cap/Seal/Gasket	Bi-Directional	Bursts at the specified pressure in both directions	1/8" (3.18 mm)
ARD-L	Gasket/Cap/Seal/Gasket	Uni-Directional	Bursts at the specified pressure in one direction	
ARD-S	Gasket/Cap/Seal/Cap/Gasket	Bi-Directional	Bursts at two different set pressures as specified	
ARD-V*	Gasket/Cap/Seal/Support/Gasket	Uni-Directional	Bursts at the specified pressure in one direction, withstands full vacuum	

Notes:

*ARD-V series disk has a non-opening vacuum support. Contact ZOOK for flow and free area specifications
Standard gasket material is non-asbestos compressed fiber. Contact ZOOK for optional materials

**Table 2 - ARD Series Minimum and Maximum Pressure Ratings
psig (bar) @ 72°F (22°C)**

Disk Size	ARD-L, ARD-S, ARD-V	ARD	Maximum Burst Rating (all Types)
	Minimum Burst Rating	Minimum Burst Rating	
2"	6.00	7.00	15.00psi (1.03 bar)
50 mm	0.41	0.48	
3"	4.00	5.00	
80 mm	0.28	0.34	
4"	3.00	3.00	
100 mm	0.21	0.21	
6"	2.00	2.00	
150 mm	0.14	0.14	
8"	1.50	1.60	
200 mm	0.10	0.11	
10"	1.25	1.25	
250 mm	0.09	0.09	
12"	1.00	1.00	
300 mm	0.07	0.07	
Max. Temp.	500°F (260°C)		

Notes:

- ARD Series disks mount between standard ANSI Class 150 and 300 welding neck flanges, or equivalent with the same bore diameter. Contact ZOOK if disk is to be mounted into other style flanges
- Contact ZOOK for sizes 14" and larger and burst ratings greater than 15 psi

Caution for Installation:

- Additional gaskets not required
- 2" thru 24" installation between standard bore ANSI raised face flanges
- 30" thru 36" installation between standard bore MSS SP44 raised face flanges
- Contact ZOOK if disk is to be mounted into other style flanges

**Table 3 - Burst Tolerance
psig (barg) @ 72°F (22°C)**

Specified Burst Pressure Rating	Burst Tolerance
Below 1	+/- 0.33
(Below 0.07)	(+/- 0.02)
1 to 4	+/- 0.50
(0.07 to 0.28)	(+/- 0.03)
Above 4	+/- 1.00
(Above 0.28)	(+/- 0.07)

Notes:

- 0% manufacturing range is standard. Disk will be marked with specified rating
- Burst tolerances are the maximum expected variation from the disk's marked burst pressure



ARD_321502_122017

Visit us at www.zookdisk.com

SERVING AMERICA, CENTRAL & SOUTH AMERICA

16809 Park Circle Drive
Chagrin Falls, Ohio 44022
United States

Toll Free: +1 800 543 1043
Phone: +1 440 543 1010
Fax: +1 440 543 4930
E-mail: sales@zookdisk.com

SERVING EUROPE, MIDDLE EAST & AFRICA

Navigation House, Bridge St.
Killamarsh, Sheffield, S21 1AL
United Kingdom

Phone: +44 (0) 1909 560999
Fax: +44 (0) 1909 560860
E-mail: sales.europe@zookdisk.com

SERVING CANADA

4400 South Service Road
Burlington, Ontario, L7L 5R8
Canada

Toll Free: +1 800 370 6057
Phone: +1 905 681 2885
Fax: +1 905 681 8838
E-mail: sales.canada@zookdisk.com

SERVING ASIA PACIFIC

Unit No. 23A-05, Menara Landmark
No.12, Jalan Ngee Heng
80000 Johor Bahru, Johor,
Malaysia

Phone: +60 (7) 2910099
Fax: +60 (7) 2910096
E-mail: sales.asia@zookdisk.com



Safety through knowledge and performance.